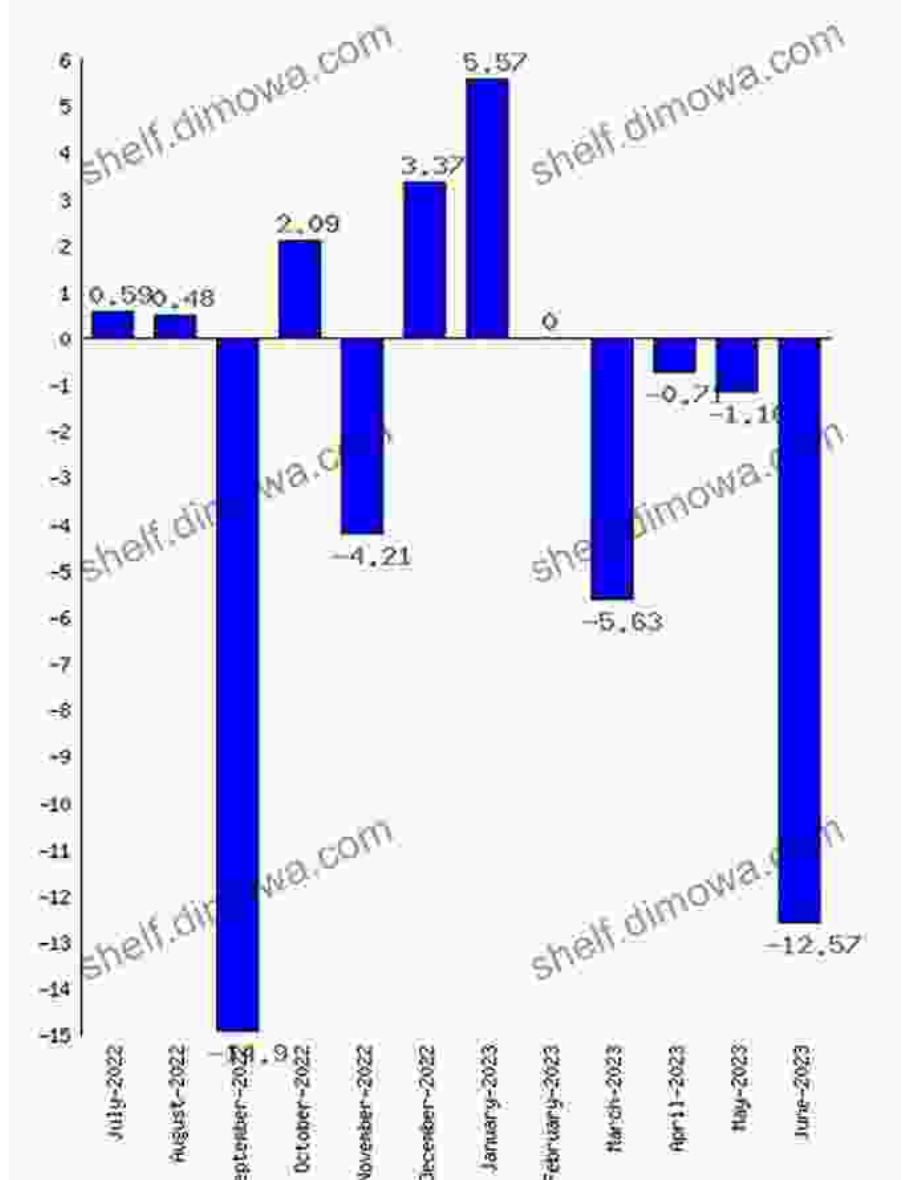


Unlock the Secrets to Stock Market Success: Price Forecasting Models for Auburn National Bancorporation Inc (AUBN)

In the ever-fluctuating stock market, accurate price forecasting is a crucial skill for investors seeking to maximize their returns and minimize risks. For investors interested in Auburn National Bancorporation Inc (AUBN), a leading financial services company, this comprehensive guide provides insights into various price forecasting models that can empower them to make informed investment decisions.

Fundamental Analysis

Auburn National Bancorporation Inc (AUBN) Stock Monthly Growth



Price-Forecasting Models for Auburn National Bancorporation, Inc. AUBN Stock (NASDAQ Composite Components Book 871) by Ton Viet Ta

★★★★☆ 4 out of 5

- Language : English
- File size : 1631 KB
- Text-to-Speech : Enabled
- Screen Reader : Supported

Enhanced typesetting : Enabled
Word Wise : Enabled
Print length : 56 pages
Lending : Enabled



Discounted Cash Flow (DCF) Model

The DCF model calculates the intrinsic value of a stock by determining the present value of its future cash flows. To apply this model to AUBN, investors need to consider:

* Free cash flow projections * Discount rate based on company-specific risks and industry benchmarks * Terminal value based on long-term growth assumptions

Discounted Cash Flow Formula



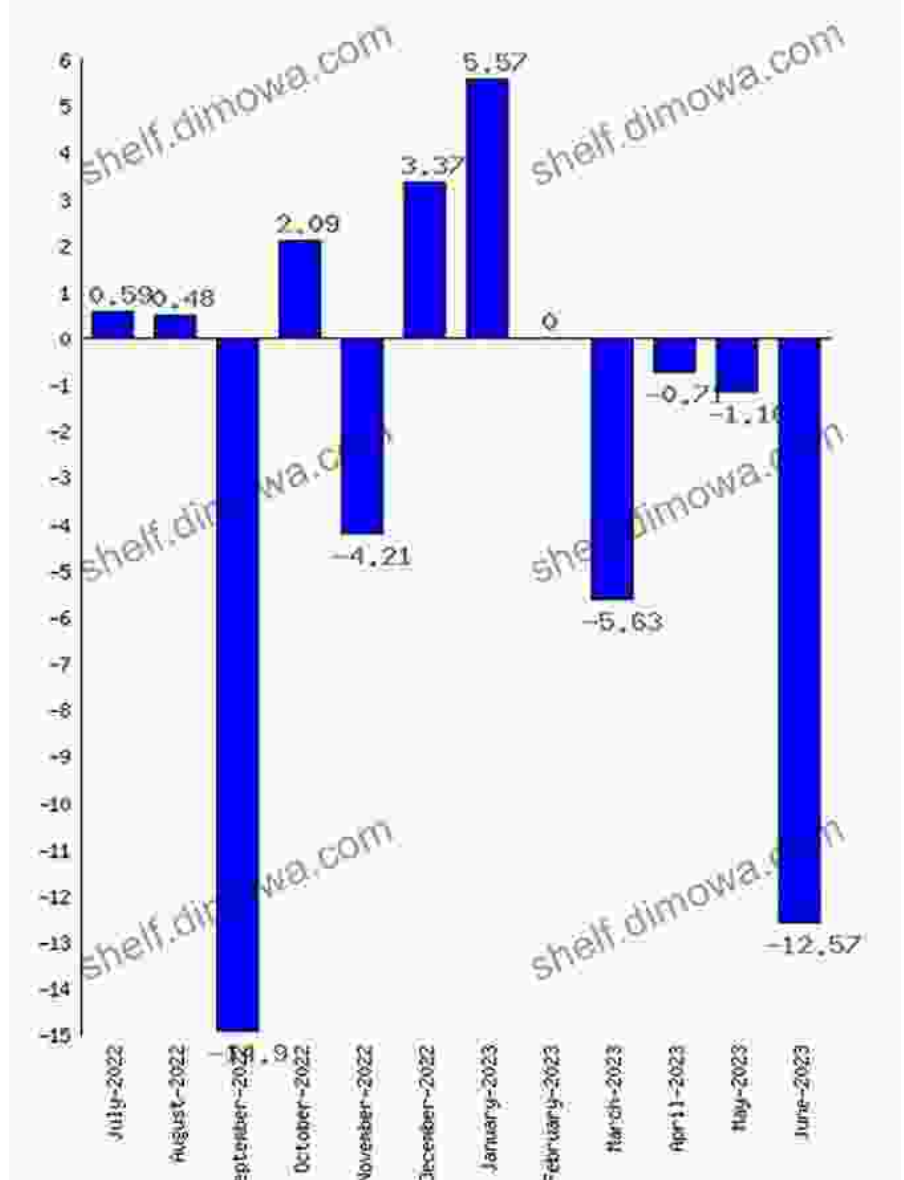
Dividend Discount Model (DDM)

Similar to the DCF model, the DDM calculates the intrinsic value of a stock based on its expected dividends. For AUBN investors, this model involves:

- * Dividend growth rate projections
- * Discount rate reflecting investor risk tolerance
- * Terminal value considering future dividend stability

Technical Analysis

Auburn National Bancorporation Inc (AUBN) Stock Monthly Growth



Moving Averages

Moving averages smooth out price fluctuations by calculating the average price over a specified period. For AUBN, investors can consider:

- * Simple Moving Average (SMA): Average of closing prices
- * Exponential Moving Average (EMA): Weighted average that assigns more weight to

recent prices * Moving Average Convergence Divergence (MACD):
Difference between two EMAs, used to identify trends

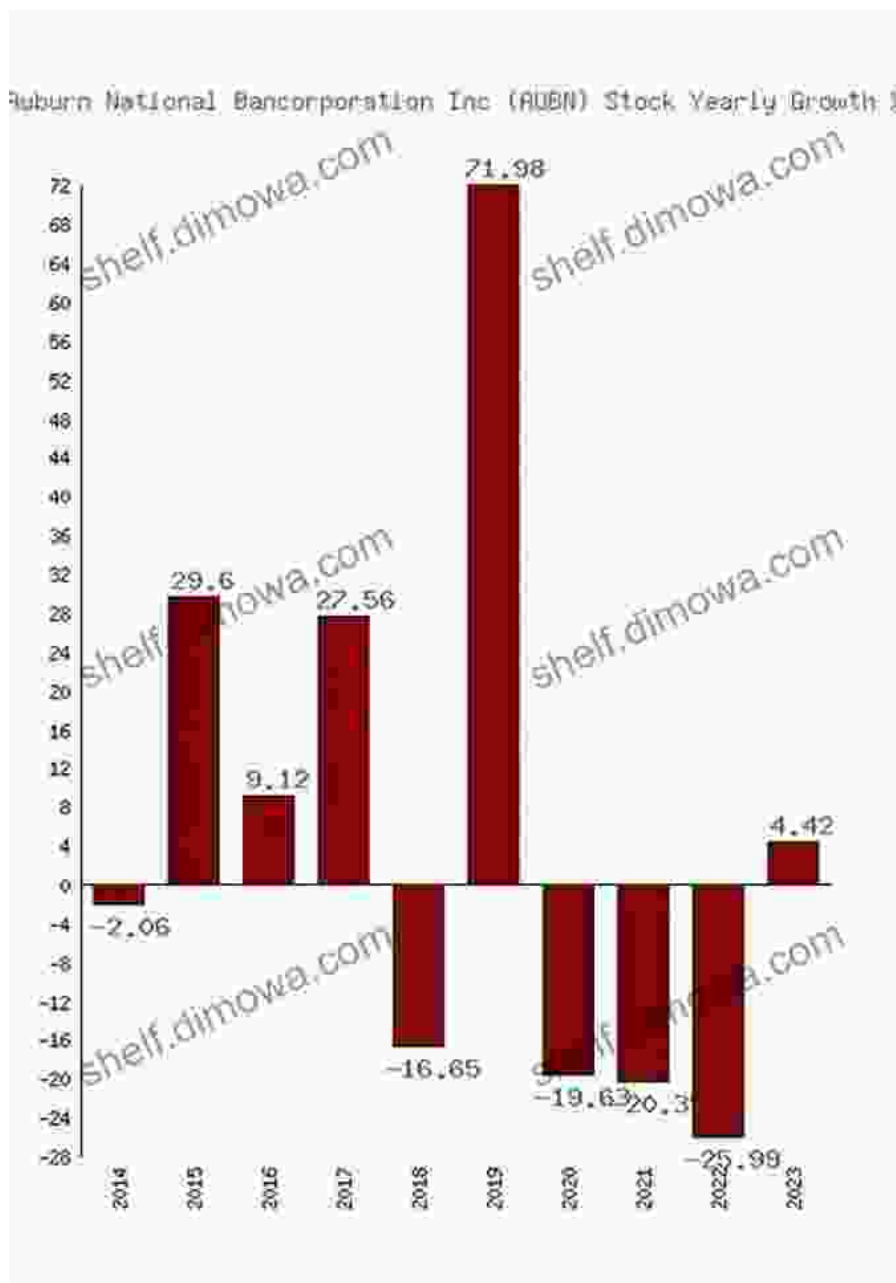


Support and Resistance Levels

Support and resistance levels identify areas where the stock price tends to bounce off key levels. To determine these levels for AUBN, investors should:

- * Identify historical price highs (resistance) and lows (support)
- * Look for breakouts or breakdowns from these levels
- * Consider using trendlines to connect support and resistance points

Quantitative Models



Autoregressive Integrated Moving Average (ARIMA) Model

The ARIMA model uses statistical methods to predict future price movements. For AUBN, this model involves:

* Identifying the Free Download of the model (p, d, q) based on data analysis * Fitting the model to historical price data * Forecasting future prices based on past patterns

GARCH Model

The GARCH model extends the ARIMA model by incorporating conditional volatility. For AUBN investors, this model can:

* Capture the time-varying volatility of the stock price * Estimate the distribution of future returns * Identify periods of high or low volatility

Comparison of Models

Each price forecasting model has its strengths and limitations. To select the most suitable model for AUBN, investors should consider factors such as:

* Investment horizon * Risk tolerance * Available data * Model complexity

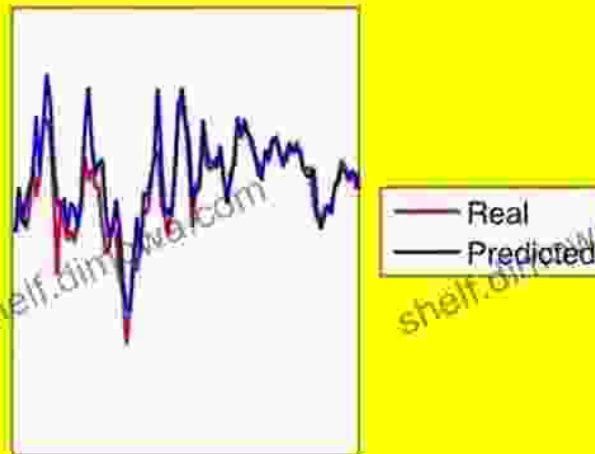
Additional Considerations

PRICE-FORECASTING MODELS FOR

HOME BANCORP, INC.

HBCP STOCK

TON VIET TA



Prediction in 100 days

Sentiment Analysis

Sentiment analysis gauges the market's overall mood towards a stock. For AUBN, investors can monitor:

* News and media coverage * Social media sentiment * Analysts' recommendations

Economic Indicators

Economic indicators can influence the overall stock market and, by extension, AUBN's stock price. Investors should:

* Track interest rates, inflation, and GDP growth * Consider the impact of economic cycles on the financial sector

Company-Specific Factors

Specific factors related to AUBN can also affect its stock price. Investors should monitor:

* Financial performance (earnings, revenue, assets) * Competitive landscape * Regulatory environment * Management changes

Understanding and applying price forecasting models is essential for investors seeking to make informed decisions about Auburn National Bancorporation Inc (AUBN) stock. By considering fundamental, technical, and quantitative models, along with additional market factors, investors can improve their chances of success in the ever-evolving stock market. This guide provides a comprehensive overview of various forecasting techniques that can empower investors to identify investment opportunities, manage risks, and ultimately achieve their financial goals.



Price-Forecasting Models for Auburn National Bancorporation, Inc. AUBN Stock (NASDAQ Composite Components Book 871) by Ton Viet Ta

★★★★☆ 4 out of 5

Language : English
File size : 1631 KB
Text-to-Speech : Enabled
Screen Reader : Supported

Enhanced typesetting : Enabled
Word Wise : Enabled
Print length : 56 pages
Lending : Enabled



Uncover the Secrets of Cinematic Storytelling with "Knew The Poetic Screenplay Sanders"

Embark on a Transformative Journey into the Art of Screenwriting
Immerse yourself in the captivating world of screenwriting with "Knew The Poetic Screenplay Sanders," a...



Abdus Salam: The First Muslim Nobel Scientist

In the annals of scientific history, few names shine as brightly as that of Abdus Salam. Born in Jhang, Pakistan in 1926,...